



# How to Log in to Your ePortfolio

## A Guide for Students

**Who is this for?** This guide is for students to learn how to access LaGuardia's ePortfolio system.

**Step 1:** Follow this link (<https://mail.lagcc.cuny.edu/viplogin/Default.aspx>) to log in to My LaGuardia and access your ePortfolio. Alternatively, you can follow this link (<https://apps.laguardia.edu/eportfoliosso/>) to log in directly through the ePortfolio login page. (See Images 1 and 2)

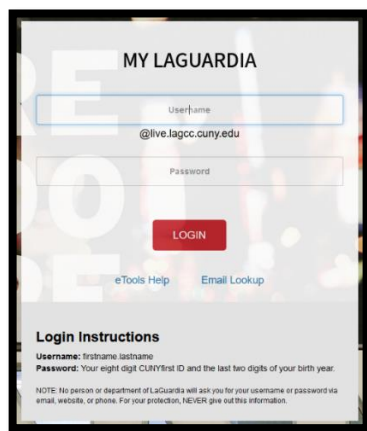


Image 1

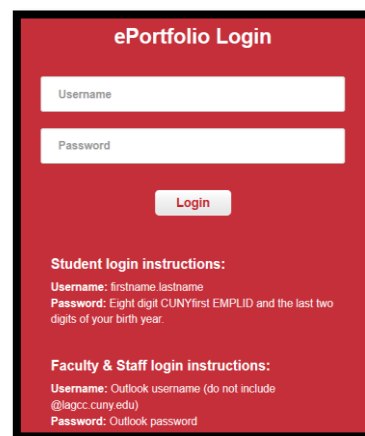


Image 2

**Step 2:** Log in with your username (first name.last name) and your password (your EMPLID + last two digits of your birth year). You are now logged into the ePortfolio system!

**Step 3:** In My LaGuardia, scroll down to e-tools and click on the ePortfolio icon. You are now logged into the ePortfolio system! (See Image 3 and 4)

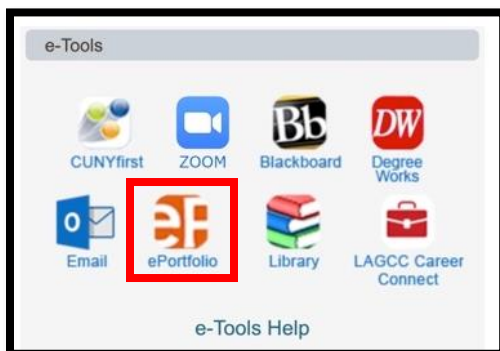


Image 3

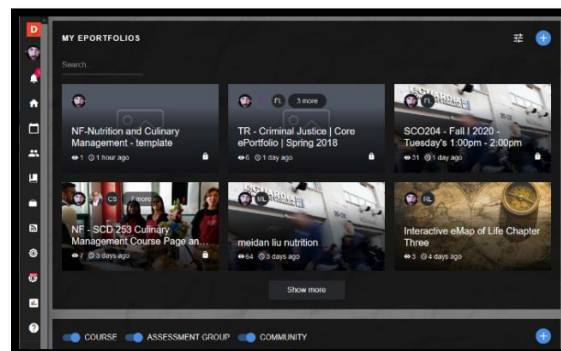


Image 4

That's it. If you have any questions, contact the ePortfolio team or visit the MB-57 office.