

How to Access the ePortfolio Via the Student Dashboard

A Guide for Faculty, Staff, and Peers Performing an Advisor Role

Who is this for? A tutorial for faculty and professional advisors to access students' ePortfolios via the Student Dashboard C2 platform.

Step 1: Access the Faculty & Staff Portal via the LaGuardia website. (See image 1)

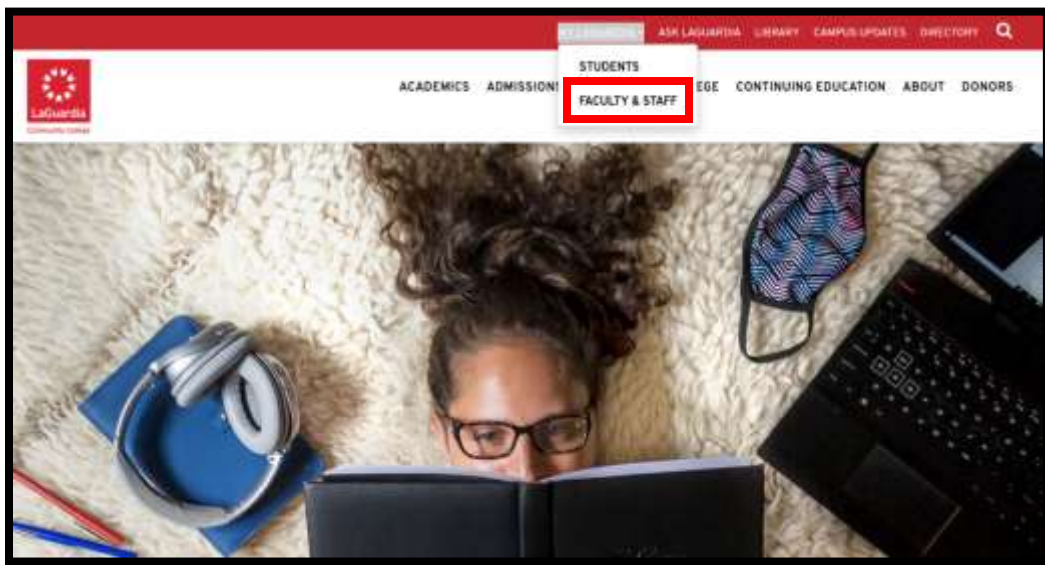


Image 1

Step 2: Click on the Student Engagement tab and then on Connect with Students Online (C2C) if you are a faculty advisor. (See Image 2)

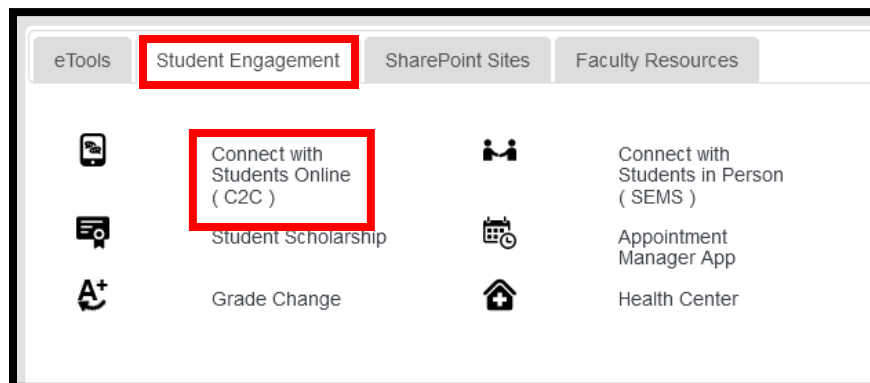


Image 2

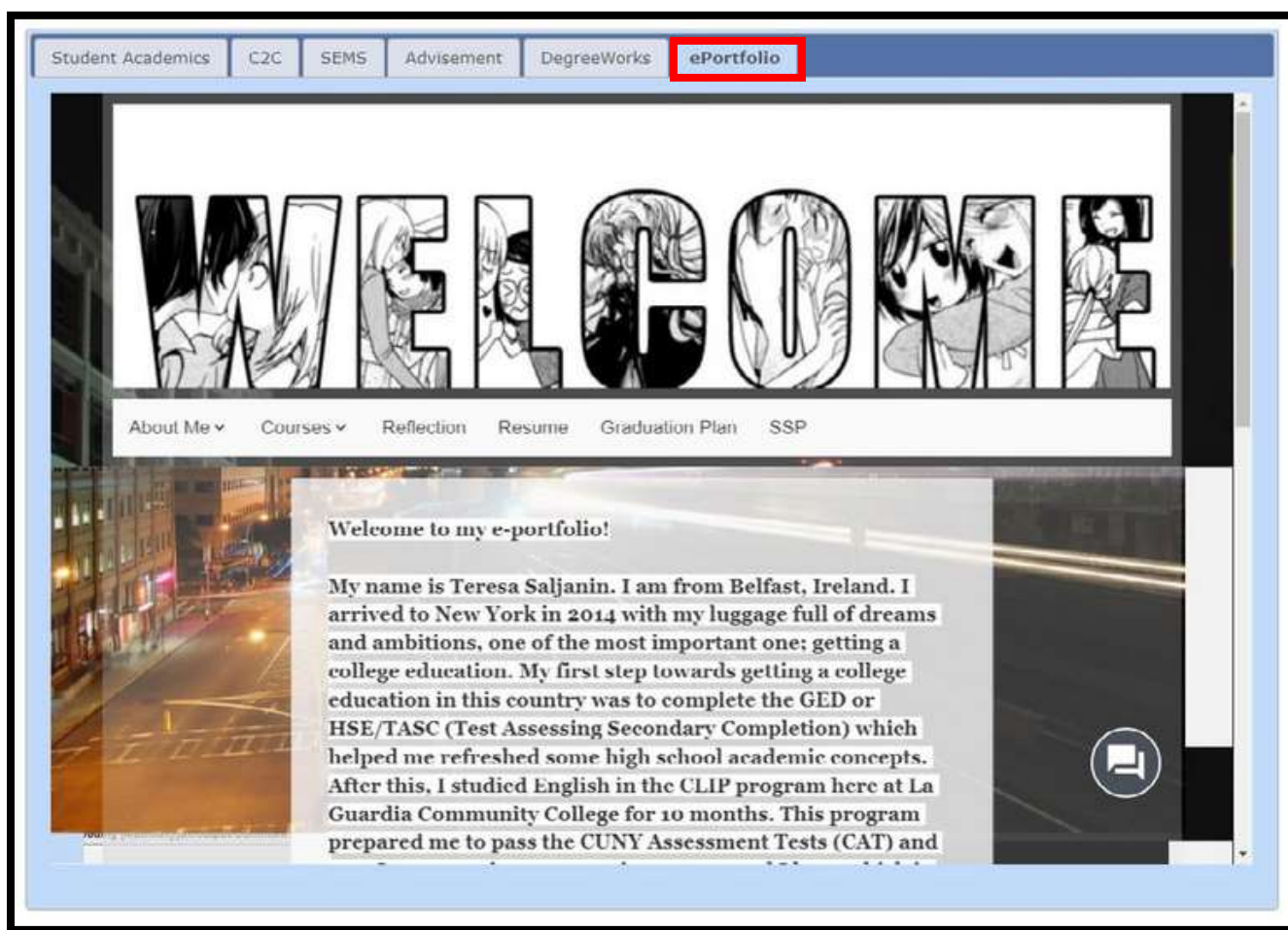
Step 3: Once you click on a student's name, you will see more information including a tab to view their ePortfolio. (See images 3 and 4)



EMPLID: [REDACTED]
Name (First/Last): [REDACTED]
Phone: [REDACTED]
Email Address: [REDACTED]@live.lagcc.cuny.edu
Preferred Email Address: [REDACTED]@live.lagcc.cuny.edu
Plan/Subplan: BUSAD-AS/
Major: Business Administration
Degree Map: [Click Here for Degree Map](#)
Degree Map(All Majors): [Click Here for Degree Map Directory](#)
Council/ Team: Business and Technology/Business Administration
Admit Status: CONTINUING
GPA/Total Credits: 3.700 / 53.000
Adv 2.0 Info: [REDACTED] (Academic Advisor)

[REDACTED PHOTO]

Image 3



Student Academics | C2C | SEMS | Advisement | DegreeWorks | **ePortfolio**

WELCOME

About Me | Courses | Reflection | Resume | Graduation Plan | SSP

Welcome to my e-portfolio!

My name is Teresa Saljanin. I am from Belfast, Ireland. I arrived to New York in 2014 with my luggage full of dreams and ambitions, one of the most important one: getting a college education. My first step towards getting a college education in this country was to complete the GED or HSE/TASC (Test Assessing Secondary Completion) which helped me refreshed some high school academic concepts. After this, I studied English in the CLIP program here at La Guardia Community College for 10 months. This program prepared me to pass the CUNY Assessment Tests (CAT) and

Image 4

Note: Depending on your type of access (e.g., faculty or professional advisor), you will find the list of students assigned to you via different pages. Also, if you are an advisor, you can search student's information by using their EMPL ID number if not assigned to your caseload.

That's it. If you have any questions, contact the ePortfolio team or visit the MB-57 office.